




See online
technical sheet

/ LW08-38

Forked driver support



/ Use

Attached to the tube of an auxiliary arm, with the fork opening pointing upwards, the fork conductor support is used to temporarily hold a conductor.

The conductor must always rest at the bottom of the fork groove.




Metal fork driver support consisting of :

- fork with locking latch,
- a 64 mm diameter clamp with an anti-friction washer integrated into the wing nut, and a stainless steel fork.

/ Technical specifications

- Operating voltage (V) : HTA (1 000 V to 50 000 V)
- Length (mm) : 350
- Width (mm) : 200
- Height (mm) : 100
- Tightening capacity (mm) : Ø27 max
- CMU (daN) : Verticale : 250 daN Horizontale : 150 daN

/ Accessories

	Reference	Designation
	LW07-14	Flat pole clamp
	LW07-16	Chain binder
	LW06-09	Auxiliary arm