



See online  
technical sheet

/ LW06-20



/ Areas of activity



Electrical distribution







Transport

## / Technical specifications

- Weight (Kg) : 12,5
- Dimensions (mm) : 63 kV : 190x40x55mm 90kV : 210x40x55mm

## / Accessories

	Reference	Designation
	LW08-30-PEF	Pulley with clamp
	LW08-04-14-100	Insulating rope
	LW14-05	Product cleaning
	LW02-07-ISO	Insulated rope