

/ CAE Pin wrench



See online
technical sheet




/ Use

The pin wrench is designed for screws, castellated nuts, sets of insulation connectors as well as all hinged ALROC cleats of less than 80mm. It allows the covers of the hinged cleats to be connected with minimum force and time.





Used on M8 screws, M8 nuts and castellated M16 or M36 nuts. For cleats bigger than 80mm, we advise using the CAD socket wrench.

/ Technical specifications

- Tools king : Specific tools



/ Associated products

	Reference	Designation
	CSC AMI SERIE	Articulated cleats
	CSC V SERIE	Hinged single cleats
	CSC AFI SERIE	Articulated cleats
	CDC V SERIE	Hinged double cleats
	CSC E SERIE	Hinged single cleats
	CDC E SERIE	Hinged double cleats
	CTSI SERIE	Hinged triple cleats
	GTC SERIE	Set of insulating connectors